

Summer Art Camp

2023 Recap and Highlights

Presented in partnership with Reston Association

Introduction

Tephra Institute of Contemporary Art (Tephra ICA) takes its mission to enrich community through contemporary visual arts beyond the gallery walls with the Reston Camps Summer Art Camp program.

As the summer comes to an end, we're excited to share the wonderful projects and learning outcomes that campers have walked away with over the past six weeks. Spanning three different camp curriculum themes, these super creative 6–12-year-olds have explored everything from how pictures tell stories, to mixing their own paint palettes, to building large-scale installation art!



Pictures & Stories

Weeks 1–2

In Pictures and Stories, campers made drawings, paintings, and storybooks to tell stories and create worlds using pictures instead of words.

They learned fundamentals of storytelling, like developing characters, settings, and plots; and then applied those elements to the creation of their own green-screen movie productions! They learned about storyboarding and how images connect to each other, and how play can be a form of creative experimentation!

Pictured: Stills from "Princess Crazy Day" and "The Great Sloth Migration" – films which featured puppets, backdrops, and dialogue all created and directed by campers!




What a Colorful World

Weeks 3–4

In What a Colorful World, campers developed their own color palettes using a color wheel, experimented with natural pigments and dyes, and even discovered visual effects from using different paint binders like eggs and avocado. They learned that artists today use pigments to create the paint color they want and that the color of pigments are related to the color of light!

Pictured: Clay sculptures in an LED black box theater – showing how color and light react! Campers enjoyed sculpting their own figures and manipulating the color and intensity of the light shining on them, like an artist or lighting designer would.



What a Colorful World (cont.)

Flower Pound Compositions

Another camper-favorite project in What a Colorful World was the flower pounding compositions!

Campers learned how to create unique designs using fresh wildflowers as a source of natural dyes. They laid out their compositions then pressed the colors from the petals into their own fabrics to take home.





In What a Colorful World, campers also learned the principles of abstraction as they reacted to a transparent wash using a color palette that they mixed and created themselves. They each shared their palette and the class provided compliments on elements such as color, glossiness, and boldness!

Playful Spaces

Weeks 5–6

In Playful Spaces, campers focused on collaborative creation as they spent the week working together on a large-scale structure. Using specially collected local invasive species, gathered by camp instructors in partnership with Reston Association's Walker Nature Center, campers repurposed the environmentally-friendly materials to make imaginative forts and installations.

Pictured: A large-scale installation sculpture constructed using invasive honeysuckle branches. Students worked together to combine branches and decorative attachments, while honing fine motor skills like knot tying. Turning modular sections into one large sculpture taught the importance of collaboration in large-scale artwork creation!



Playful Spaces Cont.

In Playful Spaces, campers were encouraged to find and explore their own imagination. They created imaginary worlds with drawings that turned into 3-D layered collages!



These artworks provided a basis for thinking about dividing a landscape into foreground, middle ground, and background.



Playful Spaces Cont.

In Playful Spaces, campers also explored table-top sized installation building using balloons as a base for a free-standing string cage, teaching about surface as a form!

Campers passionately discussed the importance of environmentalism in art while repurposing invasive honeysuckle leaves into a handmade leaf fabric, that was later added to the final fort structure. They also added paper-mâché elements that they created from their own custom-built molds of honeysuckle branches. Campers learned that art materials are all around us!



We're So Proud

We're so proud of the fun and exciting projects that campers created this year. Art Camps help encourage the development of critical thinking and creative expression. Join us next year, and have your budding artist explore contemporary art methods and techniques!

A very special thank you to Reston Association for their partnership in producing Summer Art Camp.